



aluplast®

energeto® NEO


DESIGN MEETS TECHNOLOGY



The energeto® NEO system was inspired by the Bauhaus style. This style once revolutionised architecture. A simple and beautiful design for everyone. Lots of light and a combination of interior and exterior elements - themes that are as relevant as ever, even today after 100 years.

Energeto® NEO combines the most innovative aluplast technologies with unique design. Every detail and technology used is in line with this vision.

DESIGN MEETS TECHNOLOGY



DESIGN SQUARED

Thanks to its simple, symmetrical shapes, the energeto® NEO system perfectly embodies modernity and elegance.

The flush variant refers stylistically to modern aluminium structures.



OPTICAL LIGHTNESS

Contemporary-designed rebates, which are narrower almost by half than in other Aluplast systems, create the impression of lightness and elegance.

energeto® NEO window system

SIMPLE STRUCTURES MINIMALIST DESIGN

The energeto® NEO window system is a new dimension in window design, able to meet the highest energy efficiency requirements and the latest design trends. Simple, symmetrical, cubist shape is the hallmark of the system.

Discover **energeto® NEO**: design meets technology

Simple angles with strong architectural shape but with lightness of design. The system offers two design lines: a minimalist, classic non-flush version, and a designer version with a flush design, which offers slim sightlines similar to an aluminium window.



WARMTH IN STANDARD

In the energeto® NEO system, you can use warm, energy-saving glazing units up to 68 mm thick.



MORE LIGHT

Extremely narrow profile combination allows for maximization of the glazed area and let more light enter the interior.



NATURE FRIENDLY


energeto® NEO system is manufactured using recycled material. Thus, we reduce both energy losses in buildings and the consumption of natural resources.

energeto® NEO window system



SYNERGY OF TECHNOLOGIES

The energeto® NEO system is a technological masterpiece. It integrates all advanced aluplast technologies: bonding inside, foam inside, safetec inside and powerdur inside. All for greater security of your home and maximum energy efficiency.



ENERGY EFFICIENT GLAZING UNIT

In the new profile series it is possible to apply the glazing units and fillings up to 68 mm width.

BONDING INSIDE

The adhesive layer creates a strong bond between the glazing unit and the profile, around the entire perimeter of the window. This increases the stiffness of the entire structure and resistance to burglary.

SAFETEC INSIDE

A special extruded centre rebate constitutes a barrier when trying to reach the fittings and force the sash. A third, internal seal adheres to the rebate, which ensures better tightness of the entire structure and improves thermal and acoustic properties.

POWERDUR INSIDE

Composite reinforcements improve thermal parameters of profiles while maintaining static parameters.


FOAM INSIDE

The innovative technology of introducing polyurethane foam into the profile chambers makes it possible to achieve extremely high thermal insulation values.

Powerdur inside warm frames

The metal reinforcement in the window profiles creates a thermal bridge due to its high thermal conductivity. The exceptionally good mechanical properties of the Ultradur High Speed composite mean that the material can be successfully used in window frames.


The use of powerdur allows for a significant improvement in the thermal properties of profiles, largely due to the thermal conductivity of Ultradur High Speed composite, which is **50 times lower than the conductivity of steel.**



Better protection against burglary


The energeto® NEO system offers an above-average level of protection against burglary.

Thanks to bonding inside technology, i.e. optional gluing of the glazing unit to the profile, a very strong bond is created around the entire circumference of the window. As a result, it is practically impossible to push the glass unit out of the sash. In addition, a special extruded center rebate „safetec inside“ makes it difficult to force the sash by blocking access to the hardware.

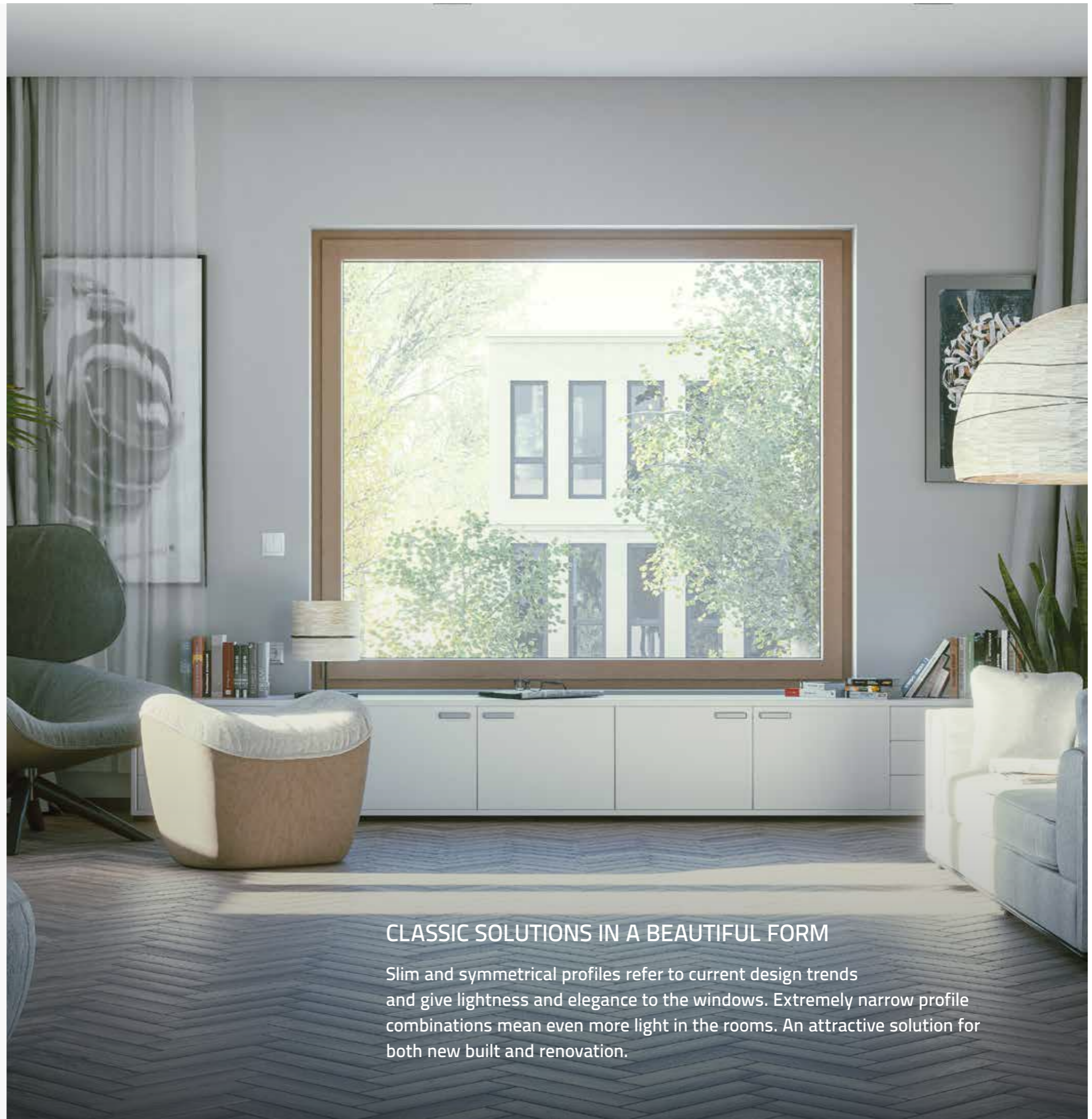


IDEAL NEO MD & AD systems

FREEDOM OF CHOICE



In the energeto® NEO system, we can freely combine, within one platform, solutions with an external (AD) and centre (MD) seals, both in the classic IDEAL NEO option of profiles reinforced with steel and those based on composite reinforcements.



CLASSIC SOLUTIONS IN A BEAUTIFUL FORM

Slim and symmetrical profiles refer to current design trends and give lightness and elegance to the windows. Extremely narrow profile combinations mean even more light in the rooms. An attractive solution for both new built and renovation.



Smart-slide NEO sliding door

EXIT TO THE PATIO

MORE CONVENIENT THAN EVER

Smart-slide NEO offers a minimalist design inspired by Scandinavian aesthetics. Simple, symmetrical shapes and slim, distinct profiles give the windows extraordinary lightness and elegance.

Choose Smart-slide NEO sliding patio door: let the sunlight in

The non-openable part of the fixed glazing realized in extremely narrow profiles allows maximization of glazed areas and reduction of frame area, which is in line with customer expectations and trends in modern glazing design.



DESIGN SQUARED

Simple, symmetrical shapes make Smart-slide NEO a perfect combination of modernity and elegance.



INTUITIVE OPERATION

After unlocking, the door slides with exceptional smoothness, requiring minimal force.



TIGHTNESS

By turning the handle, the perimeter gaskets are compressed transversely against the frame, ensuring a tight seal all around.



Smart-slide NEO sliding door

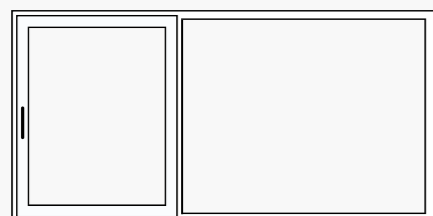
PANORAMIC VIEWS

EVEN MORE LIGHT

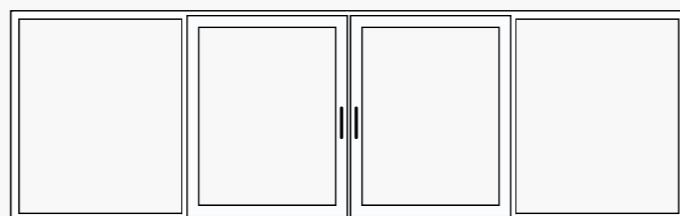
These modern sliding door system constitute complement to the energeto® NEO window system. Minimalist design, refers to Scandinavian design. Simple, symmetrical shapes and narrow, expressive rebates give windows of extraordinary lightness and elegance, perfectly matching the non-faced variant window system.

This is an attractive alternative to PSK/PATIO type patio doors. Their secret lies in simplicity and the use of proven solutions.

Smart-slide NEO sliding doors system allows the creation of a window structure measuring 6 x 2.5 meters. They can be configured in scheme A (symmetrical or asymmetrical division) or scheme C, with two panels sliding to the sides.



Scheme A asymmetrical



Scheme C



Scheme A symmetrical



Smart-slide NEO sliding door

SPACE OPTIMALLY UTILIZED

SAVING SPACE

The use of Smart-slide NEO sliding doors is also a step towards optimal use of space inside rooms, as opening the door does not require opening the sashes, which would deeply „intrude“ the living space.



Unlike PSK/Patio doors, positioning the doors for sliding does not cause the moving panel to intrude into the interior.

Smart-slide NEO sliding door

VERSATILE TALENT

FOR THE PATIO AND... KITCHEN

Smart-slide NEO is not limited to patio doors alone; it is also an ideal solution for kitchens where cabinetry may restrict the functionality of traditional casement windows.

By incorporating Smart-slide NEO sliding windows, you can achieve expansive glazing while maximizing space efficiency.

Smart-slide NEO windows are also lightweight and easy to operate. The sash smoothly slides on bogies when opened. The option of locking at any position is a great alternative to traditional window restrictors and limiters.



Premium decorative surfaces

WOODEC & ALUDEC


Inspired by nature


A faithfully preserved appearance of real wood and a unique character combined with all the advantages of a plastic window – this is what the new woodec decorative structures offer. Not only is it difficult to distinguish visually from the natural material, but the woodec structure also recreates wood very realistically to the touch, thanks in part to deep embossing and a matte top layer.

Inspired by style

The attractive surface of aludec decorative structures, distinguished by a unique fine-grained, matt surface with a structure of powder-painted aluminum, is certainly a proposal that will go well in modern, minimalist arrangements.

The new aludec structures follow this trend, as they are offered in seven attractive shades, ranging from whites and greys, through brown, anthracite, and metallic Alux to deep black.





energeto® NEO

TECHNICAL CHARACTERISTICS:

	IDEAL NEO AD	IDEAL NEO MD	energeto® NEO MD FV	energeto® NEO MD FB
Profile depth	76 mm	76 mm	76 mm	76 mm
Maximum glazing width:	54 mm	54 mm	54 mm	68 mm
U_f heat transfer coefficient:	1.2 W/m ² K	1.1 W/m ² K	1.0 W/m ² K	0.96 W/m ² K
U_w heat transfer coefficient*:	0.79 W/m ² K	0.76 W/m ² K	0.73 W/m ² K	0.72 W/m ² K
Available combination design:	non-flush	non-flush	non-flush	flush
Sealing system:	double (2 seals)	triple (3 seals)	triple (3 seals)	triple (3 seals)
Reinforcement system:	steel	steel	powerdur	powerdur
Frame/sash combination width:	115 mm	110 mm	115 mm	115 mm

*value estimated for a referential window 1230x1480 mm (with $U_g = 0.5$ W/m²K glazing unit)

aluplast®

aluplast sp. z o.o. | Profilowa 1, 63-006 Nagrodowice, Poland
OFFICE: Gołężycka 25A, 61-357 Poznań, tel. +48 61 654 34 00 | marketing@aluplast.com.pl | www.aluplast.com.pl