

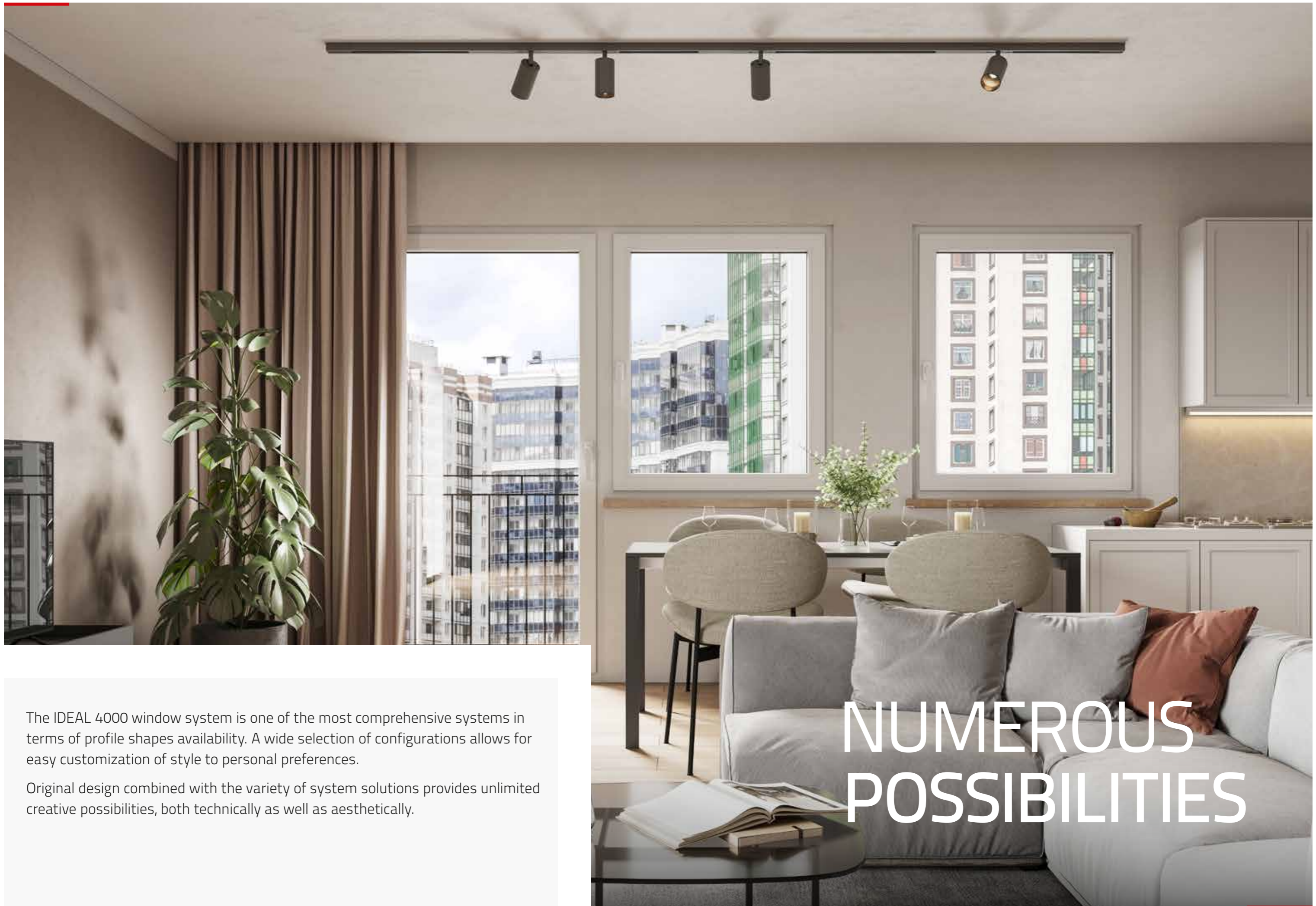
The logo for aluplast, featuring the brand name in a white, lowercase, sans-serif font on a red rectangular background. The registered trademark symbol (®) is located at the top right of the text.

aluplast®



# IDEAL 4000

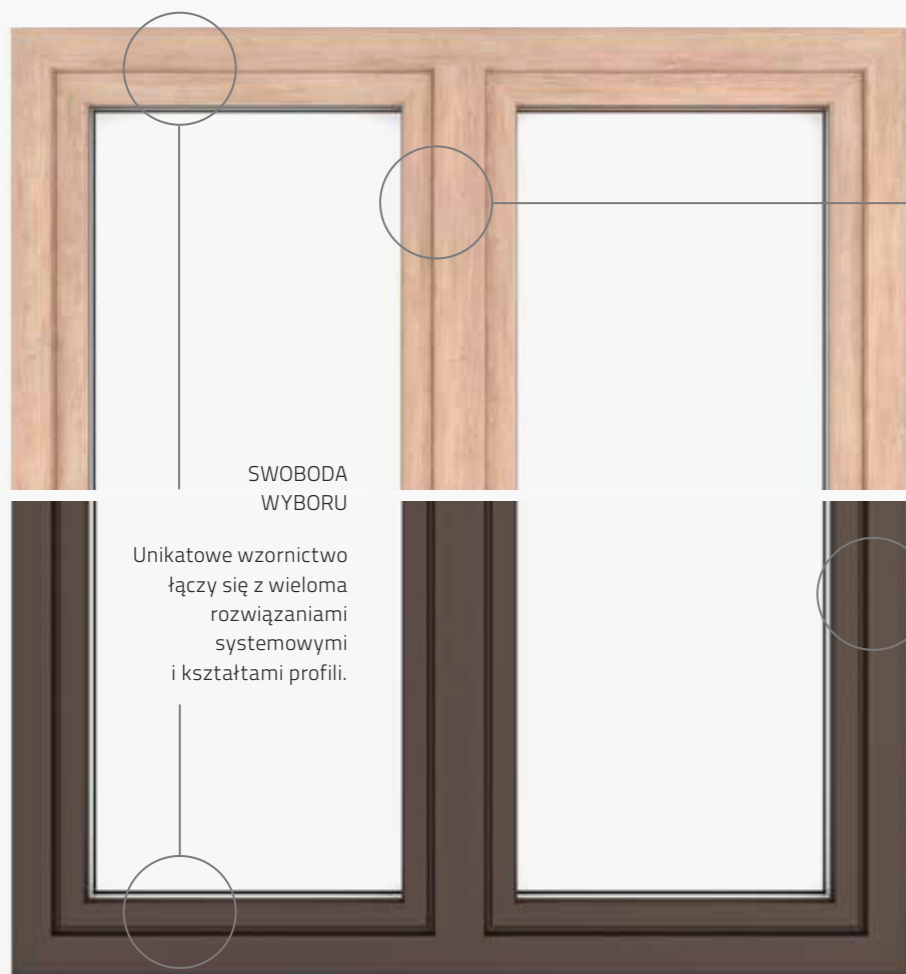
UNRIVALED FOR RENOVATION



The IDEAL 4000 window system is one of the most comprehensive systems in terms of profile shapes availability. A wide selection of configurations allows for easy customization of style to personal preferences.

Original design combined with the variety of system solutions provides unlimited creative possibilities, both technically as well as aesthetically.

NUMEROUS  
POSSIBILITIES



**SWOBODA WYBORU**

Unikatowe wzornictwo łączy się z wieloma rozwiązaniami systemowymi i kształtami profili.

**OPTYCZNA LEKKOŚĆ**

Konstrukcja systemu charakteryzuje się niewielką szerokością złożenia, co sprawia że okno wygląda smuklej.

**WIĘCEJ MOŻLIWOŚCI**

W konfiguracji ze skrzydłem półzłocowanym w systemie IDEAL 4000 możliwe jest tworzenie jeszcze cieplejszych konstrukcji z pakietami szybowymi o szerokości do 48 mm.

IDEAL 4000 window system

# FREEDOM OF CHOICE

# FREEDOM OF CREATION



Windows based on the IDEAL 4000 system will work excellently as a replacement for old joinery in apartments or houses, especially when we want to maintain the slim appearance of the frames in existing windows.

## Choose the IDEAL 4000 window system: enjoy the range of possibilities

In the case of renovations, where there is often no possibility of enlarging the window opening, the reduced height of the frame and sash, typically only 114 mm, is particularly advantageous. A narrower frame means a larger glazed area, resulting in more light in the rooms.



**CLASSIC LINE VARIANT  
NON-FLUSH**

Classic, elegant lines in slim profiles with distinct contours of the unrecessed version guarantee timeless elegance.



**SEMI-FLUSH  
VARIANT**

Originality of form combined with effective solutions. A sash that allows for the use of energy-efficient glazing units up to 48 mm thick.



**ROUND LINE VARIANT  
SEMI-FLUSH**

For those seeking exceptional opportunities to create their windows, the Round Line series was created, distinguished by delicate optics and gentle curves.

IDEAL 4000 window system

# WINDOWS EXACTLY AS YOU WANT THEM


## MANY CONFIGURATION OPTIONS

Gently rounded lines of the Roundline version or distinct contours of the Classic line version. Semi-recessed or flush sash variant.

Regardless of the decision, one thing is certain – windows in the IDEAL 4000 system will be exactly as you want them.

You can choose from a wide range of basic decorative foils or premium wood-look and aluminum structures.

Profiles with anthracite cores are also available, allowing for an even better match of windows to modern arrangements in shades of gray.




IDEAL 4000 window system

# KEEP THE HEAT INSIDE

A SLIM SYSTEM WITH POTENTIAL

Despite its relatively small installation depth, a window in the IDEAL 4000 system can still be energy-efficient.



In a configuration with the new half-recessed sash, with the option of glazing with glazing units up to 48 mm wide, it is possible to create even warmer window constructions in the IDEAL 4000 system (up to  $U_w=0.85 \text{ W/m}^2\text{K}$ ).



Premium decorative surfaces

# WOODEC & ALUDEC


## Inspired by nature

A faithfully preserved appearance of real wood and a unique character combined with all the advantages of a plastic window – this is what the new woodec decorative structures offer. Not only is it difficult to distinguish visually from the natural material, but the woodec structure also recreates wood very realistically to the touch, thanks in part to deep embossing and a matte top layer.

## Inspired by style

The attractive surface of aludec decorative structures, distinguished by a unique fine-grained, matt surface with a structure of powder-painted aluminum, is certainly a proposal that will go well in modern, minimalist arrangements.

The new aludec structures follow this trend, as they are offered in seven attractive shades, ranging from whites and greys, through brown, anthracite, and metallic Alux to deep black.





# IDEAL 4000

## TECHNICAL CHARACTERISTICS:

Profile depth:	70 - 85 mm	Number of chambers:	5-6
Frame/sash combination width:	114 mm	Aluskin aluminium shells:	not available
Maximum glazing width:	up to 48 mm	Foam inside technology:	available
$U_f$ heat transfer coefficient:	1.2 -1.4 W/m <sup>2</sup> K	Exchangable gaskets:	yes
$U_w$ heat transfer coefficient*:	up to 0.8 W/m <sup>2</sup> K	Available core colours:	white, brown, anthracite
Sealing system:	double (2 seals)	Available combination design:	non-flush, semi-flush classic line, round-line
Reinforcement system:	steel		

\*value estimated for a referential window 1230x1480 mm ( with  $U_g = 0,5$  W/m<sup>2</sup>K glazing unit)

**aluplast®**

aluplast sp. z o.o. | Profilowa 1, 63-006 Nagradowice, Poland  
 OFFICE: Gołężycka 25A, 61-357 Poznań, tel. +48 61 654 34 00 | marketing@aluplast.com.pl | www.aluplast.com.pl